


Summary Institution-Level Pass Rate Data: *Alternative Teacher Preparation Program Within IHE*

		HEOA - Title II 2017 - 2018 Academic Year				
Institution Name		BELMONT UNIVERSITY				
Institution Code		1058				
State		Tennessee				
<i>February 1, 2019</i>						
				Statewide		
Group	Number Taking Assessment¹	Number Passing Assessment²	Institutional Pass Rate	Number Taking Assessment¹	Number Passing Assessment²	Statewide Pass Rate
All program completers, 2017-18	2			469	441	94%
All program completers, 2016-17	2			382	361	95%
All program completers, 2015-16	10	10	100%	433	424	98%
All program completers, combined 2015/16-2017/18 ³	14	14	100%			


Note: In cases where there are less than ten students taking the assessment or license/certificate, the number passing and pass rate are not reported.

¹ Number of completers taking one or more assessments within their area of specialization.

² Summary level "Number Taking Assessment" may differ from assessment level "Number Taking Assessment" because each student is counted once at the summary level but may be counted in multiple assessments at the assessment level.

³ When two or more completer groups have fewer than ten completers, data is combined across the three completer years into an additional completer group for the Summary pass rates.


Single Assessment Institution-Level Pass Rate Data: Alternative Teacher Preparation Program Within IHE

	HEOA - Title II 2017 - 2018 Academic Year	
	Institution Name	BELMONT UNIVERSITY
	Institution Code	1058
	State	Tennessee


February 1, 2019

Assessment Information ¹	Group	Number Taking Assessment	Number Passing Assessment	Institutional Pass Rate	Institutional Average Scaled Score	Assessment Cut Score ²	Statewide				
							Number Taking Assessment	Number Passing Assessment	Statewide Pass Rate	Statewide Average Scaled Score	
AGRICULTURE (DISCONTINUED) (0700) Test Company: ETS Score Range: 250-990	All enrolled students who have completed all nonclinical courses, 2017-18										
	Other enrolled students, 2017-18										
	All program completers, 2017-18										
	All program completers, 2016-17										
	All program completers, 2015-16						1				
AGRICULTURE (5701) Test Company: ETS Score Range: 100-200	All enrolled students who have completed all nonclinical courses, 2017-18						1				
	Other enrolled students, 2017-18						8				
	All program completers, 2017-18						4				
	All program completers, 2016-17						7				
	All program completers, 2015-16						6				
ART CONTENT AND ANALYSIS (5135) Test Company: ETS Score Range: 100-200	All enrolled students who have completed all nonclinical courses, 2017-18						11	4	36%	155	
	Other enrolled students, 2017-18						11	7	64%	164	
	All program completers, 2017-18						10	10	100%	166	
	All program completers, 2016-17						9				
	All program completers, 2015-16						17	17	100%	169	
BIOLOGY CONTENT KNOWLEDGE (0235) Test Company: ETS Score Range: 100-200	All enrolled students who have completed all nonclinical courses, 2017-18						11	11	100%	172	
	Other enrolled students, 2017-18	2				148	56	55	98%	160	
	All program completers, 2017-18	1				148	41	41	100%	162	
	All program completers, 2016-17						29	28	97%	160	
	All program completers, 2015-16						27	27	100%	164	


Single Assessment Institution-Level Pass Rate Data: *Alternative Teacher Preparation Program Within IHE*

		HEOA - Title II 2017 - 2018 Academic Year									
Institution Name		BELMONT UNIVERSITY									
Institution Code		1058									
State		Tennessee									
							February 1, 2019				
Assessment Information ¹	Group	Number Taking Assessment	Number Passing Assessment	Institutional Pass Rate	Institutional Average Scaled Score	Assessment Cut Score ²	Statewide				
							Number Taking Assessment	Number Passing Assessment	Statewide Pass Rate	Statewide Average Scaled Score	
BUSINESS ED CONTENT KNOWLEDGE (5101) Test Company: ETS Score Range: 100-200	All enrolled students who have completed all nonclinical courses, 2017-18										
	Other enrolled students, 2017-18						25	23	92%	166	
	All program completers, 2017-18						13	12	92%	163	
	All program completers, 2016-17						14	14	100%	177	
	All program completers, 2015-16						13	13	100%	175	
CHEMISTRY CONTENT KNOWLEDGE (0245) Test Company: ETS Score Range: 100-200	All enrolled students who have completed all nonclinical courses, 2017-18						4				
	Other enrolled students, 2017-18						24	21	88%	162	
	All program completers, 2017-18						8				
	All program completers, 2016-17						15	15	100%	168	
	All program completers, 2015-16						17	16	94%	167	
CHINESE (MANDARIN) WORLD LANGUAGE (5665) Test Company: ETS Score Range: 100-200	All enrolled students who have completed all nonclinical courses, 2017-18										
	Other enrolled students, 2017-18										
	All program completers, 2017-18						1				
	All program completers, 2016-17										
	All program completers, 2015-16						1				
ECONOMICS (5911) Test Company: ETS Score Range: 100-200	All enrolled students who have completed all nonclinical courses, 2017-18										
	Other enrolled students, 2017-18						1				
	All program completers, 2017-18										
	All program completers, 2016-17						1				
	All program completers, 2015-16						2				


Single Assessment Institution-Level Pass Rate Data: Alternative Teacher Preparation Program Within IHE

		HEOA - Title II 2017 - 2018 Academic Year								
Institution Name		BELMONT UNIVERSITY								
Institution Code		1058								
State		Tennessee								
							<i>February 1, 2019</i>			
Assessment Information ¹	Group	Number Taking Assessment	Number Passing Assessment	Institutional Pass Rate	Institutional Average Scaled Score	Assessment Cut Score ²	Statewide			
							Number Taking Assessment	Number Passing Assessment	Statewide Pass Rate	Statewide Average Scaled Score
ED OF DEAF AND HARD OF HEARING (5272) Test Company: ETS Score Range: 100-200	All enrolled students who have completed all nonclinical courses, 2017-18									
	Other enrolled students, 2017-18									
	All program completers, 2017-18									
	All program completers, 2016-17									
	All program completers, 2015-16						1			
EDUCATION OF YOUNG CHILDREN (DISCONTINUED) (5021) Test Company: ETS Score Range: 100-200	All enrolled students who have completed all nonclinical courses, 2017-18									
	Other enrolled students, 2017-18									
	All program completers, 2017-18						1			
	All program completers, 2016-17						1			
	All program completers, 2015-16						2			
EDUCATION OF YOUNG CHILDREN (5024) Test Company: ETS Score Range: 100-200	All enrolled students who have completed all nonclinical courses, 2017-18						5			
	Other enrolled students, 2017-18						7			
	All program completers, 2017-18						6			
	All program completers, 2016-17						4			
	All program completers, 2015-16	1				160	5			
ELEM ED CONTENT KNOWLEDGE (DISCONTINUED) (5014) Test Company: ETS Score Range: 100-200	All enrolled students who have completed all nonclinical courses, 2017-18						2			
	Other enrolled students, 2017-18						1			
	All program completers, 2017-18						4			
	All program completers, 2016-17						7			
	All program completers, 2015-16						22	22	100%	167


Single Assessment Institution-Level Pass Rate Data: Alternative Teacher Preparation Program Within IHE

		HEOA - Title II 2017 - 2018 Academic Year									
Institution Name		BELMONT UNIVERSITY									
Institution Code		1058									
State		Tennessee									
							Statewide February 1, 2019				
Assessment Information ¹	Group	Number Taking Assessment	Number Passing Assessment	Institutional Pass Rate	Institutional Average Scaled Score	Assessment Cut Score ²	Number Taking Assessment	Number Passing Assessment	Statewide Pass Rate	Statewide Average Scaled Score	
ELEM ED CONTENT KNOWLEDGE (5018) Test Company: ETS Score Range: 100-200	All enrolled students who have completed all nonclinical courses, 2017-18						16	14	88%	171	
	Other enrolled students, 2017-18						90	77	86%	167	
	All program completers, 2017-18						54	54	100%	176	
	All program completers, 2016-17						39	39	100%	177	
	All program completers, 2015-16		1				163	34	34	100%	180
ELEM ED CURR INSTRUC ASSESSMENT (DISC) (0011) Test Company: ETS Score Range: 100-200	All enrolled students who have completed all nonclinical courses, 2017-18										
	Other enrolled students, 2017-18										
	All program completers, 2017-18										
	All program completers, 2016-17										
	All program completers, 2015-16						7				
ELEM ED CURR INSTRUC ASSESSMENT (5017) Test Company: ETS Score Range: 100-200	All enrolled students who have completed all nonclinical courses, 2017-18						13	13	100%	172	
	Other enrolled students, 2017-18						27	24	89%	166	
	All program completers, 2017-18						49	49	100%	174	
	All program completers, 2016-17						42	40	95%	173	
	All program completers, 2015-16						44	43	98%	177	
ENG LANG LIT COMP CONTENT KNOWLEDGE (DISC) (0041) Test Company: ETS Score Range: 100-200	All enrolled students who have completed all nonclinical courses, 2017-18										
	Other enrolled students, 2017-18										
	All program completers, 2017-18										
	All program completers, 2016-17						1				
	All program completers, 2015-16						10	9	90%	171	

Single Assessment Institution-Level Pass Rate Data: *Alternative Teacher Preparation Program Within IHE*

		HEOA - Title II 2017 - 2018 Academic Year								
Institution Name		BELMONT UNIVERSITY								
Institution Code		1058								
State		Tennessee								
							February 1, 2019			
Assessment Information ¹	Group	Number Taking Assessment	Number Passing Assessment	Institutional Pass Rate	Institutional Average Scaled Score	Assessment Cut Score ²	Statewide			
							Number Taking Assessment	Number Passing Assessment	Statewide Pass Rate	Statewide Average Scaled Score
ENGLISH LANGUAGE ARTS: CK (5038) Test Company: ETS Score Range: 100-200	All enrolled students who have completed all nonclinical courses, 2017-18						16	15	94%	178
	Other enrolled students, 2017-18						66	57	86%	175
	All program completers, 2017-18						52	52	100%	179
	All program completers, 2016-17						55	54	98%	178
	All program completers, 2015-16						37	37	100%	181
ENGLISH TO SPEAKERS OF OTHER LANGUAGES (DISC) (5361) Test Company: ETS Score Range: 100-200	All enrolled students who have completed all nonclinical courses, 2017-18						7			
	Other enrolled students, 2017-18	1				143	11	11	100%	153
	All program completers, 2017-18	1				143	11	11	100%	158
	All program completers, 2016-17						15	15	100%	163
	All program completers, 2015-16						35	35	100%	164
ENGLISH TO SPEAKERS OF OTHER LANGUAGES (5362) Test Company: ETS Score Range: 100-200	All enrolled students who have completed all nonclinical courses, 2017-18									
	Other enrolled students, 2017-18						12	12	100%	174
	All program completers, 2017-18						2			
	All program completers, 2016-17									
	All program completers, 2015-16									
FAMILY AND CONSUMER SCIENCES (DISCONTINUED 2) (5121) Test Company: ETS Score Range: 100-200	All enrolled students who have completed all nonclinical courses, 2017-18									
	Other enrolled students, 2017-18									
	All program completers, 2017-18									
	All program completers, 2016-17						1			
	All program completers, 2015-16						2			


Single Assessment Institution-Level Pass Rate Data: Alternative Teacher Preparation Program Within IHE

	HEOA - Title II 2017 - 2018 Academic Year	
	Institution Name	BELMONT UNIVERSITY
	Institution Code	1058
	State	Tennessee

February 1, 2019

Assessment Information ¹	Group	Number Taking Assessment	Number Passing Assessment	Institutional Pass Rate	Institutional Average Scaled Score	Assessment Cut Score ²	Statewide			
							Number Taking Assessment	Number Passing Assessment	Statewide Pass Rate	Statewide Average Scaled Score
FAMILY AND CONSUMER SCIENCES (5122) Test Company: ETS Score Range: 100-200	All enrolled students who have completed all nonclinical courses, 2017-18						1			
	Other enrolled students, 2017-18						4			
	All program completers, 2017-18						4			
	All program completers, 2016-17						1			
	All program completers, 2015-16						2			
FRENCH WORLD LANGUAGE (5174) Test Company: ETS Score Range: 100-200	All enrolled students who have completed all nonclinical courses, 2017-18						3			
	Other enrolled students, 2017-18						5			
	All program completers, 2017-18						5			
	All program completers, 2016-17						3			
	All program completers, 2015-16						5			
GEOGRAPHY (5921) Test Company: ETS Score Range: 100-200	All enrolled students who have completed all nonclinical courses, 2017-18									
	Other enrolled students, 2017-18						1			
	All program completers, 2017-18									
	All program completers, 2016-17									
	All program completers, 2015-16									
GERMAN WORLD LANGUAGE (5183) Test Company: ETS Score Range: 100-200	All enrolled students who have completed all nonclinical courses, 2017-18									
	Other enrolled students, 2017-18									
	All program completers, 2017-18						1			
	All program completers, 2016-17						2			
	All program completers, 2015-16									


Single Assessment Institution-Level Pass Rate Data: Alternative Teacher Preparation Program Within IHE

	HEOA - Title II 2017 - 2018 Academic Year	
	Institution Name	BELMONT UNIVERSITY
	Institution Code	1058
	State	Tennessee


February 1, 2019

Assessment Information ¹	Group	Number Taking Assessment	Number Passing Assessment	Institutional Pass Rate	Institutional Average Scaled Score	Assessment Cut Score ²	Statewide			
							Number Taking Assessment	Number Passing Assessment	Statewide Pass Rate	Statewide Average Scaled Score
GOVERNMENT POLITICAL SCIENCE (5931) Test Company: ETS Score Range: 100-200	All enrolled students who have completed all nonclinical courses, 2017-18						1			
	Other enrolled students, 2017-18						6			
	All program completers, 2017-18						1			
	All program completers, 2016-17						5			
	All program completers, 2015-16						1			
HEALTH EDUCATION (5551) Test Company: ETS Score Range: 100-200	All enrolled students who have completed all nonclinical courses, 2017-18									
	Other enrolled students, 2017-18						6			
	All program completers, 2017-18						3			
	All program completers, 2016-17						3			
	All program completers, 2015-16						4			
LATIN (5601) Test Company: ETS Score Range: 100-200	All enrolled students who have completed all nonclinical courses, 2017-18									
	Other enrolled students, 2017-18						2			
	All program completers, 2017-18						2			
	All program completers, 2016-17						1			
	All program completers, 2015-16						2			
LIBRARY MEDIA SPECIALIST (5311) Test Company: ETS Score Range: 100-200	All enrolled students who have completed all nonclinical courses, 2017-18									
	Other enrolled students, 2017-18									
	All program completers, 2017-18						4			
	All program completers, 2016-17									
	All program completers, 2015-16									


Single Assessment Institution-Level Pass Rate Data: Alternative Teacher Preparation Program Within IHE

		HEOA - Title II 2017 - 2018 Academic Year								
Institution Name		BELMONT UNIVERSITY								
Institution Code		1058								
State		Tennessee								
							February 1, 2019			
Assessment Information ¹	Group	Number Taking Assessment	Number Passing Assessment	Institutional Pass Rate	Institutional Average Scaled Score	Assessment Cut Score ²	Statewide			
							Number Taking Assessment	Number Passing Assessment	Statewide Pass Rate	Statewide Average Scaled Score
MARKETING EDUCATION (5561) Test Company: ETS Score Range: 100-200	All enrolled students who have completed all nonclinical courses, 2017-18									
	Other enrolled students, 2017-18									
	All program completers, 2017-18									
	All program completers, 2016-17						4			
	All program completers, 2015-16						1			
MATHEMATICS CONTENT KNOWLEDGE (DISC) (0061) Test Company: ETS Score Range: 100-200	All enrolled students who have completed all nonclinical courses, 2017-18									
	Other enrolled students, 2017-18									
	All program completers, 2017-18									
	All program completers, 2016-17						1			
	All program completers, 2015-16	1				136	6			
MATHEMATICS CONTENT KNOWLEDGE (5161) Test Company: ETS Score Range: 100-200	All enrolled students who have completed all nonclinical courses, 2017-18						15	12	80%	168
	Other enrolled students, 2017-18						45	34	76%	162
	All program completers, 2017-18						25	24	96%	172
	All program completers, 2016-17						17	13	76%	164
	All program completers, 2015-16						32	29	91%	165
MIDDLE SCHOOL CONTENT KNOWLEDGE (5146) Test Company: ETS Score Range: 100-200	All enrolled students who have completed all nonclinical courses, 2017-18									
	Other enrolled students, 2017-18	1				150	19	17	89%	161
	All program completers, 2017-18						18	18	100%	165
	All program completers, 2016-17						27	26	96%	168
	All program completers, 2015-16						54	54	100%	172


Single Assessment Institution-Level Pass Rate Data: *Alternative Teacher Preparation Program Within IHE*

		HEOA - Title II 2017 - 2018 Academic Year								
Institution Name		BELMONT UNIVERSITY								
Institution Code		1058								
State		Tennessee								
							February 1, 2019			
Assessment Information ¹	Group	Number Taking Assessment	Number Passing Assessment	Institutional Pass Rate	Institutional Average Scaled Score	Assessment Cut Score ²	Statewide			
							Number Taking Assessment	Number Passing Assessment	Statewide Pass Rate	Statewide Average Scaled Score
MIDDLE SCHOOL ENG LANG ARTS (5047) Test Company: ETS Score Range: 100-200	All enrolled students who have completed all nonclinical courses, 2017-18						1			
	Other enrolled students, 2017-18						5			
	All program completers, 2017-18						11	11	100%	177
	All program completers, 2016-17						4			
	All program completers, 2015-16									
MIDDLE SCHOOL MATHEMATICS (5169) Test Company: ETS Score Range: 100-200	All enrolled students who have completed all nonclinical courses, 2017-18						1			
	Other enrolled students, 2017-18						20	19	95%	179
	All program completers, 2017-18						13	13	100%	176
	All program completers, 2016-17						8			
	All program completers, 2015-16						1			
MIDDLE SCHOOL SCIENCE (5440) Test Company: ETS Score Range: 100-200	All enrolled students who have completed all nonclinical courses, 2017-18									
	Other enrolled students, 2017-18						5			
	All program completers, 2017-18						4			
	All program completers, 2016-17						4			
	All program completers, 2015-16									
MIDDLE SCHOOL SOCIAL STUDIES (5089) Test Company: ETS Score Range: 100-200	All enrolled students who have completed all nonclinical courses, 2017-18									
	Other enrolled students, 2017-18						3			
	All program completers, 2017-18						15	15	100%	185
	All program completers, 2016-17						8			
	All program completers, 2015-16									


Single Assessment Institution-Level Pass Rate Data: Alternative Teacher Preparation Program Within IHE

		HEOA - Title II 2017 - 2018 Academic Year								
Institution Name		BELMONT UNIVERSITY								
Institution Code		1058								
State		Tennessee								
							Statewide February 1, 2019			
Assessment Information ¹	Group	Number Taking Assessment	Number Passing Assessment	Institutional Pass Rate	Institutional Average Scaled Score	Assessment Cut Score ²	Number Taking Assessment	Number Passing Assessment	Statewide Pass Rate	Statewide Average Scaled Score
MUSICAL CONTENT & INSTRUCTION (5114) Test Company: ETS Score Range: 100-200	All enrolled students who have completed all nonclinical courses, 2017-18						3			
	Other enrolled students, 2017-18						7			
	All program completers, 2017-18						6			
	All program completers, 2016-17						5			
	All program completers, 2015-16						3			
PHYSICAL ED CONTENT AND DESIGN (5095) Test Company: ETS Score Range: 100-200	All enrolled students who have completed all nonclinical courses, 2017-18						5			
	Other enrolled students, 2017-18						25	19	76%	164
	All program completers, 2017-18						23	19	83%	167
	All program completers, 2016-17						18	15	83%	169
	All program completers, 2015-16						18	16	89%	170
PHYSICS CONTENT KNOWLEDGE (5265) Test Company: ETS Score Range: 100-200	All enrolled students who have completed all nonclinical courses, 2017-18						1			
	Other enrolled students, 2017-18						4			
	All program completers, 2017-18						1			
	All program completers, 2016-17						3			
	All program completers, 2015-16						2			
PRINC LEARNING AND TEACHING 5-9 (5623) Test Company: ETS Score Range: 100-200	All enrolled students who have completed all nonclinical courses, 2017-18						3			
	Other enrolled students, 2017-18						28	24	86%	172
	All program completers, 2017-18						61	58	95%	177
	All program completers, 2016-17						45	45	100%	178
	All program completers, 2015-16		2				158	74	74	100%


Single Assessment Institution-Level Pass Rate Data: Alternative Teacher Preparation Program Within IHE

		HEOA - Title II 2017 - 2018 Academic Year								
Institution Name		BELMONT UNIVERSITY								
Institution Code		1058								
State		Tennessee								
							Statewide February 1, 2019			
Assessment Information ¹	Group	Number Taking Assessment	Number Passing Assessment	Institutional Pass Rate	Institutional Average Scaled Score	Assessment Cut Score ²	Number Taking Assessment	Number Passing Assessment	Statewide Pass Rate	Statewide Average Scaled Score
PRINC LEARNING AND TEACHING 7-12 (5624) Test Company: ETS Score Range: 100-200	All enrolled students who have completed all nonclinical courses, 2017-18						53	50	94%	175
	Other enrolled students, 2017-18						126	120	95%	173
	All program completers, 2017-18	1				157	238	231	97%	176
	All program completers, 2016-17	2				155	213	209	98%	176
	All program completers, 2015-16	3				155	233	232	100%	175
PRINC LEARNING AND TEACHING EARLY CHILD (5621) Test Company: ETS Score Range: 100-200	All enrolled students who have completed all nonclinical courses, 2017-18						4			
	Other enrolled students, 2017-18						8			
	All program completers, 2017-18						6			
	All program completers, 2016-17						9			
	All program completers, 2015-16	2				155	10	10	100%	172
PRINC LEARNING AND TEACHING K-6 (5622) Test Company: ETS Score Range: 100-200	All enrolled students who have completed all nonclinical courses, 2017-18						19	18	95%	178
	Other enrolled students, 2017-18						66	59	89%	171
	All program completers, 2017-18						88	85	97%	177
	All program completers, 2016-17						77	76	99%	175
	All program completers, 2015-16	3				158	96	95	99%	176
PSYCHOLOGY (5391) Test Company: ETS Score Range: 100-200	All enrolled students who have completed all nonclinical courses, 2017-18									
	Other enrolled students, 2017-18	1				154	1			
	All program completers, 2017-18						1			
	All program completers, 2016-17						1			
	All program completers, 2015-16	1				154	3			

Single Assessment Institution-Level Pass Rate Data: Alternative Teacher Preparation Program Within IHE

		HEOA - Title II 2017 - 2018 Academic Year								
Institution Name		BELMONT UNIVERSITY								
Institution Code		1058								
State		Tennessee								
							Statewide February 1, 2019			
Assessment Information ¹	Group	Number Taking Assessment	Number Passing Assessment	Institutional Pass Rate	Institutional Average Scaled Score	Assessment Cut Score ²	Number Taking Assessment	Number Passing Assessment	Statewide Pass Rate	Statewide Average Scaled Score
READING ACROSS CURRICULUM ELEM (5201) Test Company: ETS Score Range: 100-200	All enrolled students who have completed all nonclinical courses, 2017-18									
	Other enrolled students, 2017-18									
	All program completers, 2017-18									
	All program completers, 2016-17						1			
	All program completers, 2015-16						9			
SE CK AND MILD TO MODERATE APPL (5543) Test Company: ETS Score Range: 100-200	All enrolled students who have completed all nonclinical courses, 2017-18						15	15	100%	168
	Other enrolled students, 2017-18						129	129	100%	166
	All program completers, 2017-18						59	59	100%	168
	All program completers, 2016-17						46	43	93%	170
	All program completers, 2015-16	6				153	58	58	100%	171
SE CK AND SEVERE TO PROF APPL (5545) Test Company: ETS Score Range: 100-200	All enrolled students who have completed all nonclinical courses, 2017-18						1			
	Other enrolled students, 2017-18						8			
	All program completers, 2017-18						7			
	All program completers, 2016-17						8			
	All program completers, 2015-16						17	17	100%	178
SE CORE KNOWLEDGE & APPLICATIONS (5354) Test Company: ETS Score Range: 100-200	All enrolled students who have completed all nonclinical courses, 2017-18									
	Other enrolled students, 2017-18						4			
	All program completers, 2017-18									
	All program completers, 2016-17						3			
	All program completers, 2015-16						5			


Single Assessment Institution-Level Pass Rate Data: Alternative Teacher Preparation Program Within IHE

	HEOA - Title II 2017 - 2018 Academic Year	
	Institution Name	BELMONT UNIVERSITY
	Institution Code	1058
	State	Tennessee


February 1, 2019

Assessment Information ¹	Group	Number Taking Assessment	Number Passing Assessment	Institutional Pass Rate	Institutional Average Scaled Score	Assessment Cut Score ²	Statewide			
							Number Taking Assessment	Number Passing Assessment	Statewide Pass Rate	Statewide Average Scaled Score
SE: PRESCHOOL EARLY CHILDHOOD (5691) Test Company: ETS Score Range: 100-200	All enrolled students who have completed all nonclinical courses, 2017-18									
	Other enrolled students, 2017-18						4			
	All program completers, 2017-18									
	All program completers, 2016-17							3		
	All program completers, 2015-16							4		
SOCIOLOGY (5952) Test Company: ETS Score Range: 100-200	All enrolled students who have completed all nonclinical courses, 2017-18									
	Other enrolled students, 2017-18						1			
	All program completers, 2017-18						1			
	All program completers, 2016-17									
	All program completers, 2015-16							1		
SPANISH WORLD LANGUAGE (5195) Test Company: ETS Score Range: 100-200	All enrolled students who have completed all nonclinical courses, 2017-18						2			
	Other enrolled students, 2017-18						33	28	85%	172
	All program completers, 2017-18						24	20	83%	169
	All program completers, 2016-17						17	17	100%	178
	All program completers, 2015-16						23	22	96%	176
SPEECH COMMUNICATION: CK (5221) Test Company: ETS Score Range: 100-200	All enrolled students who have completed all nonclinical courses, 2017-18									
	Other enrolled students, 2017-18						1			
	All program completers, 2017-18									
	All program completers, 2016-17						2			
	All program completers, 2015-16									


Single Assessment Institution-Level Pass Rate Data: *Alternative Teacher Preparation Program Within IHE*

		HEOA - Title II 2017 - 2018 Academic Year								
Institution Name	BELMONT UNIVERSITY									
Institution Code	1058									
State	Tennessee									
							<i>February 1, 2019</i>			
Assessment Information ¹	Group	Number Taking Assessment	Number Passing Assessment	Institutional Pass Rate	Institutional Average Scaled Score	Assessment Cut Score ²	Statewide			
							Number Taking Assessment	Number Passing Assessment	Statewide Pass Rate	Statewide Average Scaled Score
TEACHING READING: ELEM EDUCATION (5203) Test Company: ETS Score Range: 100-200	All enrolled students who have completed all nonclinical courses, 2017-18						33	28	85%	171
	Other enrolled students, 2017-18						104	74	71%	167
	All program completers, 2017-18						167	159	95%	175
	All program completers, 2016-17						131	125	95%	174
	All program completers, 2015-16	7				162	163	162	99%	176
TECHNOLOGY EDUCATION (5051) Test Company: ETS Score Range: 100-200	All enrolled students who have completed all nonclinical courses, 2017-18									
	Other enrolled students, 2017-18									
	All program completers, 2017-18						3			
	All program completers, 2016-17									
THEATRE (5641) Test Company: ETS Score Range: 100-200	All enrolled students who have completed all nonclinical courses, 2017-18									
	Other enrolled students, 2017-18						3			
	All program completers, 2017-18						4			
	All program completers, 2016-17						3			
	All program completers, 2015-16						3			
WORLD AND U.S. HISTORY CK (5941) Test Company: ETS Score Range: 100-200	All enrolled students who have completed all nonclinical courses, 2017-18						12	11	92%	150
	Other enrolled students, 2017-18	1				157	43	41	95%	160
	All program completers, 2017-18						23	22	96%	157
	All program completers, 2016-17	1				136	23	23	100%	159
	All program completers, 2015-16						19	19	100%	154


Single Assessment Institution-Level Pass Rate Data: Alternative Teacher Preparation Program Within IHE

		HEOA - Title II 2017 - 2018 Academic Year								
Institution Name		BELMONT UNIVERSITY								
Institution Code		1058								
State		Tennessee								
							<i>February 1, 2019</i>			
Assessment Information ¹	Group	Number Taking Assessment	Number Passing Assessment	Institutional Pass Rate	Institutional Average Scaled Score	Assessment Cut Score ²	Statewide			
							Number Taking Assessment	Number Passing Assessment	Statewide Pass Rate	Statewide Average Scaled Score
EDTPA: BUSINESS EDUCATION (TPA0102) Test Company: E.S. Pearson* Score Range: 15-75	All enrolled students who have completed all nonclinical courses, 2017-18									
	Other enrolled students, 2017-18									
	All program completers, 2017-18						1			
	All program completers, 2016-17									
	All program completers, 2015-16									
EDTPA: ELEMENTARY LITERACY (TPA0001) Test Company: E.S. Pearson* Score Range: 15-75	All enrolled students who have completed all nonclinical courses, 2017-18									
	Other enrolled students, 2017-18						4			
	All program completers, 2017-18						5			
	All program completers, 2016-17									
	All program completers, 2015-16									
EDTPA: ELEMENTARY MATHEMATICS (TPA0002) Test Company: E.S. Pearson* Score Range: 15-75	All enrolled students who have completed all nonclinical courses, 2017-18									
	Other enrolled students, 2017-18						2			
	All program completers, 2017-18						1			
	All program completers, 2016-17									
	All program completers, 2015-16									
EDTPA: ENGLISH AS AN ADDITIONAL LANGUAGE (TPA0115) Test Company: E.S. Pearson* Score Range: 15-75	All enrolled students who have completed all nonclinical courses, 2017-18									
	Other enrolled students, 2017-18						2			
	All program completers, 2017-18						2			
	All program completers, 2016-17									
	All program completers, 2015-16									

Single Assessment Institution-Level Pass Rate Data: *Alternative Teacher Preparation Program Within IHE*

		HEOA - Title II 2017 - 2018 Academic Year								
Institution Name		BELMONT UNIVERSITY								
Institution Code		1058								
State		Tennessee								
							February 1, 2019			
Assessment Information ¹	Group	Number Taking Assessment	Number Passing Assessment	Institutional Pass Rate	Institutional Average Scaled Score	Assessment Cut Score ²	Statewide			
							Number Taking Assessment	Number Passing Assessment	Statewide Pass Rate	Statewide Average Scaled Score
EDTPA: K-12 PHYSICAL EDUCATION (TPA0011) Test Company: E.S. Pearson* Score Range: 15-75	All enrolled students who have completed all nonclinical courses, 2017-18									
	Other enrolled students, 2017-18									
	All program completers, 2017-18						2			
	All program completers, 2016-17									
	All program completers, 2015-16									
EDTPA: SECONDARY ENGLISH LANGUAGE ARTS (TPA0003) Test Company: E.S. Pearson* Score Range: 15-75	All enrolled students who have completed all nonclinical courses, 2017-18						2			
	Other enrolled students, 2017-18									
	All program completers, 2017-18						3			
	All program completers, 2016-17									
	All program completers, 2015-16									
EDTPA: SECONDARY HISTORY-SOCIAL STUDIES (TPA0004) Test Company: E.S. Pearson* Score Range: 15-75	All enrolled students who have completed all nonclinical courses, 2017-18									
	Other enrolled students, 2017-18									
	All program completers, 2017-18						1			
	All program completers, 2016-17									
	All program completers, 2015-16									
EDTPA: SECONDARY MATHEMATICS (TPA0005) Test Company: E.S. Pearson* Score Range: 15-75	All enrolled students who have completed all nonclinical courses, 2017-18									
	Other enrolled students, 2017-18						2			
	All program completers, 2017-18						2			
	All program completers, 2016-17									
	All program completers, 2015-16									

Single Assessment Institution-Level Pass Rate Data: Alternative Teacher Preparation Program Within IHE

	HEOA - Title II 2017 - 2018 Academic Year	
	Institution Name	BELMONT UNIVERSITY
	Institution Code	1058
	State	Tennessee

February 1, 2019

Assessment Information ¹	Group	Number Taking Assessment	Number Passing Assessment	Institutional Pass Rate	Institutional Average Scaled Score	Assessment Cut Score ²	Statewide				
							Number Taking Assessment	Number Passing Assessment	Statewide Pass Rate	Statewide Average Scaled Score	
EDTPA: SECONDARY SCIENCE (TPA0006) Test Company: E.S. Pearson* Score Range: 15-75	All enrolled students who have completed all nonclinical courses, 2017-18										
	Other enrolled students, 2017-18						1				
	All program completers, 2017-18						3				
	All program completers, 2016-17										
	All program completers, 2015-16										
EDTPA: SPECIAL EDUCATION (TPA0012) Test Company: E.S. Pearson* Score Range: 15-75	All enrolled students who have completed all nonclinical courses, 2017-18						1				
	Other enrolled students, 2017-18						5				
	All program completers, 2017-18						4				
	All program completers, 2016-17										
	All program completers, 2015-16										
EDTPA: TECHNOLOGY AND ENGINEERING EDUCATION (TPA0143) Test Company: E.S. Pearson* Score Range: 15-75	All enrolled students who have completed all nonclinical courses, 2017-18										
	Other enrolled students, 2017-18										
	All program completers, 2017-18						2				
	All program completers, 2016-17										
	All program completers, 2015-16										
EDTPA: WORLD LANGUAGES (TPA0020) Test Company: E.S. Pearson* Score Range: 13-65	All enrolled students who have completed all nonclinical courses, 2017-18										
	Other enrolled students, 2017-18						1				
	All program completers, 2017-18						5				
	All program completers, 2016-17										
	All program completers, 2015-16										

Note: In cases where there are less than ten students taking the assessment or license/certificate, the number passing and pass rate are not reported.

¹Tests with multiple delivery options (computer, paper, etc.) will be noted with the assessment code for one format only.

²Cut scores may vary for groups depending upon when the cut scores are established by the state and when each group completed their teacher certification or licensure assessment.

*Questions regarding tests listed by this testing company must be addressed to your state Title II Coordinator.