

Welcome to LinkedIn Learning

We're glad you're here

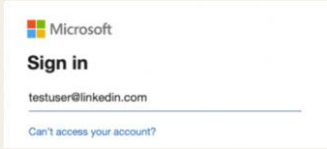
LinkedIn Learning is a highly personalized learning experience designed to help you achieve your professional goals through learning you can access anywhere and immediately apply.



It's easy to activate your LinkedIn Learning account with your SSO credentials

- Copy the SSO link provided by your LinkedIn Learning Admin and paste it into your browser

or...

Click on *Get started* in the activation email, then continue to your organisation's SSO login page
- 

Enter your network credentials (Note: This screen may look different depending on your SSO provider i.e. Okta, ADFS, etc.)
- 

Welcome, Jim.
Before we get started, tell us a bit about yourself to help us personalize your learning experience

Sounds good
- 

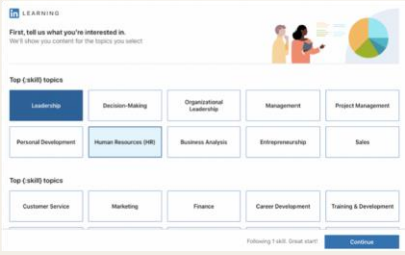
Choose a category to explore
You'll still see options from all categories

Business: Leadership, entrepreneurship and more

Creative: Graphic design, photography and more

Technology: Software engineering, IT and more

Show me all

Get started by choosing the course category you are most interested in.
- 

First, tell us what you're interested in.
We'll show you content for the topics you select

Top (L) skills topics: Leadership, Decision-Making, Organizational Leadership, Management, Project Management

Personal Development, Human Resources (HR), Business Analysis, Entrepreneurship, Sales

Top (A) skills topics: Customer Service, Marketing, Finance, Career Development, Training & Development

Following 1 skill: Great start!

Continue

Select the skills that are of most interest to you. As you select skill categories, similar skills will populate that you may also be interested in.
- 

Set a weekly goal
We'll help you track your progress and remind you to keep learning

15 min, 30 min, 60 min, 120 min

Keep it casual: Half an hour is all it takes!

May be later, Set goal

Set a weekly learning goal for reminders to continue learning each week, or skip the prompt – you can set a weekly goal later if needed
- Pratik, get the most out of your Learning experience by connecting your LinkedIn account

 - Get customized course recommendations
 - Watch courses with other learners
 - Engage in Q&A discussions and Learning Groups
 - Share your learning achievements on your LinkedIn feed

When you connect your LinkedIn account, your organization will only be able to see your profile information (e.g. name, title, photo) and LinkedIn Learning activity.

Not now, Connect LinkedIn account

Still not sure? [Learn more](#)

Connect your LinkedIn profile (Optional)
- 


You're all set, Jim
We'll show you recommendations based on your choices. Happy learning!

Skills you're following: Leadership

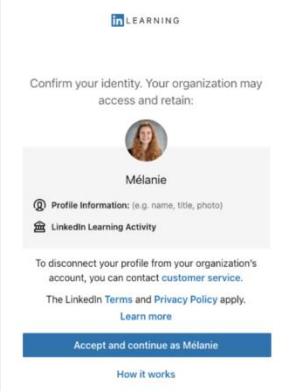
Start learning!

Start learning!

If you choose to connect your LinkedIn account...



If you choose to connect a LinkedIn account while activating, please use the email and password you used when registering (may be your personal email). Click on *Join now* if you don't have an existing one



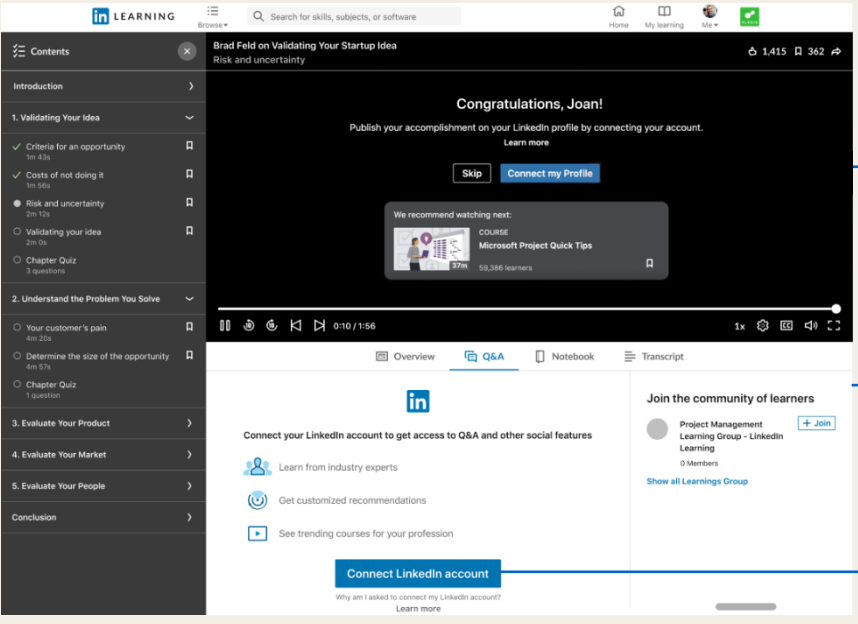
Next, you will see a screen asking you to confirm your identity. Click accept and continue.

FAQ

- Do I have to create a duplicate LinkedIn account using my institutional email?
No. You must have one unique LinkedIn account, please use the same email you used when registering to the LinkedIn platform (may be your personal email)
- Can I skip this step and not connect the LinkedIn account?
Yes, just click *Not now* when asked during activation

Access advanced features of LinkedIn Learning

Here are some examples of the advanced features that will be available when your LinkedIn account is connected to your LinkedIn Learning license, for a truly personalized experience



Share your accomplishments with your LinkedIn network

Join the community through related Learning Group(s)

Ask questions and review answers in the Q&A section of courses

Note: Other prompts to connect the LinkedIn account may appear In-Product to encourage users making the most of the LinkedIn Learning (Home page, Search page, Course Review, Office Hours, Watch Party, etc.)